
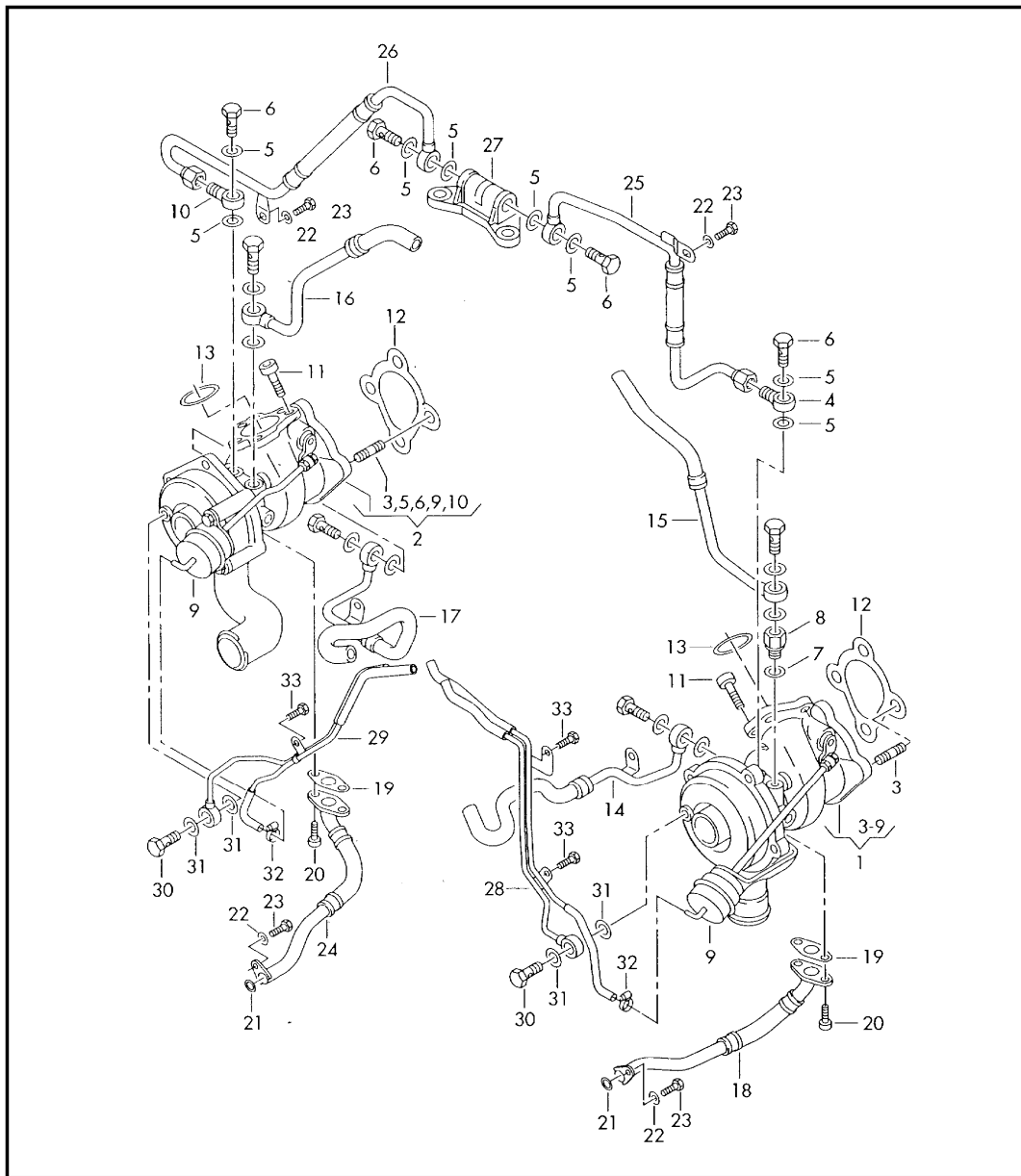



|       |      |    |    |              |              |     |       |            |   |      |
|-------|------|----|----|--------------|--------------|-----|-------|------------|---|------|
| Model | Year | MG | SG | Illustration | Restrictions | UPD | 10:18 | 01.11.2009 |  | ETKA |
| A4Q   | 2000 | 1  | 45 | 145-70       |              | 764 | USA   |            |   |      |



| Pos | Part Number     | Name                          | Remarks           | Qty | Model              |
|-----|-----------------|-------------------------------|-------------------|-----|--------------------|
|     |                 | exhaust gas turbocharger      | 2,7ltr.           |     | 6 cylinder:<br>APB |
| 1   | >078 145 701 S  | exhaust gas turbocharger      | left              | 1   |                    |
| 1   | #078 145 701 SX | exhaust gas turbocharger      | left              | 1   |                    |
| 2   | 078 145 702 S   | exhaust gas turbocharger      | right             | 1   |                    |
| 2   | #078 145 702 SX | exhaust gas turbocharger      | right             | 1   |                    |
|     |                 | shield                        | see illustration: |     | 253-79             |
| 3   | N 907 787 01    | stud with shoulder            | M10X23,5          | 8   |                    |
| 4   | N 903 307 01    | adapter                       |                   | 1   |                    |
| 5   | + N 013 818 2   | seal ring                     | 12X16             | 8   |                    |
| 6   | N 021 071 5     | banjo bolt                    | LL8<br>3 holes    | 4   |                    |
| 7   | N 013 814 4     | seal ring                     | 14X18X2,5         | 2   |                    |
| 8   | 078 145 175 B   | adapter                       |                   | 1   |                    |
| 9   |                 | not a spare part              |                   |     |                    |
| 10  | 078 145 142 A   | adapter                       |                   | 1   |                    |
| 11  |                 | screw, cheese hd.             | see illustration: |     | 253-29             |
| 12  |                 | gasket                        | see illustration: |     | 253-79             |
| 13  | 078 145 039     | seal ring                     |                   | 2   |                    |
| 14  |                 | water tube                    | see illustration: |     | 121-62             |
| 15  |                 | water tube                    | see illustration: |     | 121.62             |
| 16  |                 | water tube                    | see illustration: |     | 121-62             |
| 17  |                 | water tube                    | see illustration: |     | 121-62             |
| 18  | 078 145 735 E   | oil return line               | left lower        | 1   |                    |
| 19  | b 058 145 757 C | gasket                        |                   | 2   |                    |
| 20  | N 014 702 10    | bolt, with hex. socket<br>hd. | M6X15             | 4   |                    |

|       |      |    |    |              |              |     |       |            |   |      |
|-------|------|----|----|--------------|--------------|-----|-------|------------|---|------|
| Model | Year | MG | SG | Illustration | Restrictions | UPD | 10:18 | 01.11.2009 |  | ETKA |
| A4Q   | 2000 | 1  | 45 | 145-70       |              | 764 | USA   |            |   |      |

| Pos  | Part Number    | Name                             | Remarks      | Qty | Model               | Pos | Part Number | Name | Remarks | Qty | Model |
|------|----------------|----------------------------------|--------------|-----|---------------------|-----|-------------|------|---------|-----|-------|
| 21   | 078 145 757    | round seal                       | 17,5X2,5     | 2   |                     |     |             |      |         |     |       |
| 22   | + N 011 524 23 | washer                           | 6,4X12,5X1,6 | 2   |                     |     |             |      |         |     |       |
| 23   | + N 010 215 27 | screw, hex. hd.                  | M6X15        | 2   |                     |     |             |      |         |     |       |
| 24   | 078 145 736 D  | oil return line                  | right lower  | 1   |                     |     |             |      |         |     |       |
| 25   | 078 145 777 B  | oil pipe                         | supply       | 1   | manual transmission |     |             |      |         |     |       |
| (25) | 078 145 777 C  | oil pipe                         | supply       | 1   | automatic           |     |             |      |         |     |       |
| 26   | 078 145 778 B  | oil pipe                         | supply       | 1   |                     |     |             |      |         |     |       |
| 27   |                | distributor<br>see illustration: | 103-30       |     |                     |     |             |      |         |     |       |
| 28   | 078 145 718 AB | pressure controlline             | left         | 1   |                     |     |             |      |         |     |       |
| 29   | 078 145 718 AA | pressure controlline             | right        | 1   |                     |     |             |      |         |     |       |
| 30   | N 901 836 03   | banjo bolt                       | 5            | 2   |                     |     |             |      |         |     |       |
| 31   | + N 013 807 6  | seal ring                        | 8X11,5       | 4   |                     |     |             |      |         |     |       |
| 32   | + N 024 528 1  | clamp                            | 8-12X8X0,4   | 2   |                     |     |             |      |         |     |       |
| 33   | N 014 701 8    | bolt, with hex. socket<br>hd.    | M6X12        | 3   |                     |     |             |      |         |     |       |